


ESP32

how to use pins

Lolin32 lite



- [platformio specifications](#)
- ESP32 Module: ESP-WROOM-32 from Espressif.
- 240MHz dual core microprocessor equipped with
- 4MB SPI flash memory. Support up to 16MB of flash memory
- Connectivity
- WiFi 802.11 b / g / n.
- Security WEP, WPA / WPA2 PSK / Enterprise.
- Integrated cryptographic chip supporting AES / SHA2 / Elliptical Curve Cryptography / RSA-4096 algorithms
- Maximum power for data transfer: 19.5 dBm@11b, 16.5 dBm@11g, 15.5 dBm@11n
- Sensitivity max. reception: -97 dBm
- Bluetooth 4.0 LE
- 32 Inputs / Outputs
- 26x Digital I / O (3.3V). All outputs can be PWM
- 18x analog inputs
- 3x UART
- 3x SPI
- 2x I2S
- 2x DAC
- 2x I2C
- Sleep Mode Consumption: 5 μ A
- Integrated sensors
- Hall Effect
- 10x inputs for capacitive touch interface
- LiPo battery connector JST XH2-2.54mm

LILYGO TTGO T5 V2.3_2.13

- <https://fr.aliexpress.com/item/32869729970.html>
- display: GxGDEM0213B74
- SKU: H239 2-colors
 - platformio project: <https://github.com/Xinyuan-LilyGO/T5-Ink-Screen-Series>
 - #define LILYGOT5V213
 - #include <GxDEPG0213BN/GxDEPG0213BN.h>

AZ-Delivery D1 Mini ESP32

pinout

datasheet

TTGO ESP32


builtin led pin 22

ESP32 devkit v1 [TTGO mini32](#) [ESP32 bangood](#) [amazon](#)

Chip is ESP32D0WDQ6 (revision 1)

Features: WiFi, BT, Dual Core, 240MHz, VRef calibration in efuse

- PIN 22 is connected to green LED




WiFi + Bluetooth Board
4MB Flash MINI 32 v2.0

<p>Power</p> <p>ESP32 VCC range: 2.2V-3.6V VBAT: direct to battery (and charger) USB: direct to USB (5V) VCC: Output of regulator 3.3V/600mA Up to 250mA during RF transmissions</p> <p>Wireless</p> <p>Wifi: 802.11 b/g/n/e/l WPA/WPA2/WPA2-Enterprise/SPS Bluetooth: Bluetooth 4.2/BLE</p>	<p>ESP32</p> <p>Dual-core Xtensa 32-bit LX6 Up to 240MHz 520KB internal SRAM 4MB external flash</p> <p>Multiplexed I/Os allow up to</p> <ul style="list-style-type: none"> 18 ADC channels 3 SPI interfaces 3 UART interfaces 2 I2C interfaces 2 I2S interfaces 16 LED PWM outputs 2 DACs 10 Capacitive Touch Inputs 	<p>ADC Preamp</p> <p>GPIO pins 36, 37, 38, and 39 are able to be used as a low noise analog pre-amplifier</p> <p>Other*</p> <ul style="list-style-type: none"> Hall Sensor Temp sensor (-40C to 125C) SD/SDI/O/MMC Host Controller CAN Bus <p><small>*On datasheet, but may not be supported yet</small></p>	<p>Legend</p> <ul style="list-style-type: none"> Name: ADC (green) Control: DAC (yellow) Arduino: SPI (black) Control: UART (blue) Arduino: I2C (red) GPIO: Misc (purple) <p><small>*GPIO: Port Input Only *ADC: Pre-amplifier ADC GPIO 3.3V tolerant only</small></p>
--	--	--	---

- [arduino example](#)

DOIT ESP32

DOIT ESP32 DEVKIT V1 PINOUT

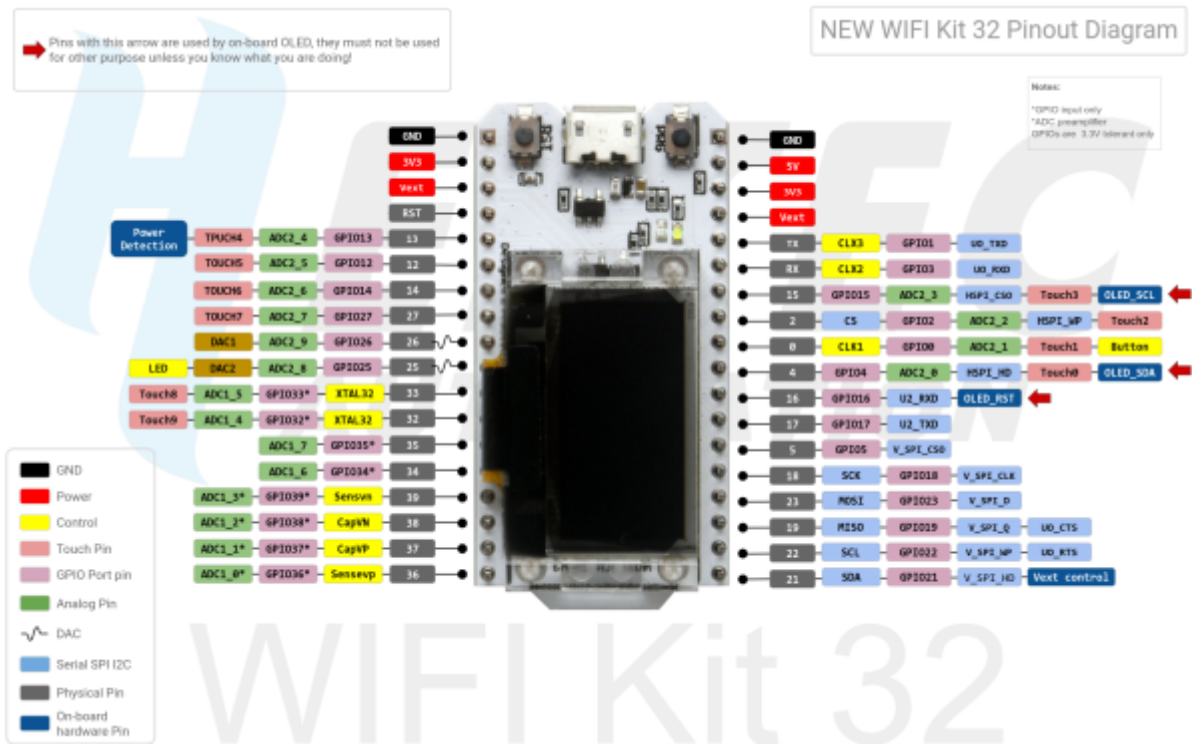


physical pinout

MakerHawk ESP32 OLED Display

- [resources](#)
- [github lib](#)

- pins arduino



From: <https://wiki.csgalileo.org/> - Galileo Labs

Permanent link: <https://wiki.csgalileo.org/projects/internetofthings/esp32?rev=1623742608>

Last update: 2021/06/15 09:36

