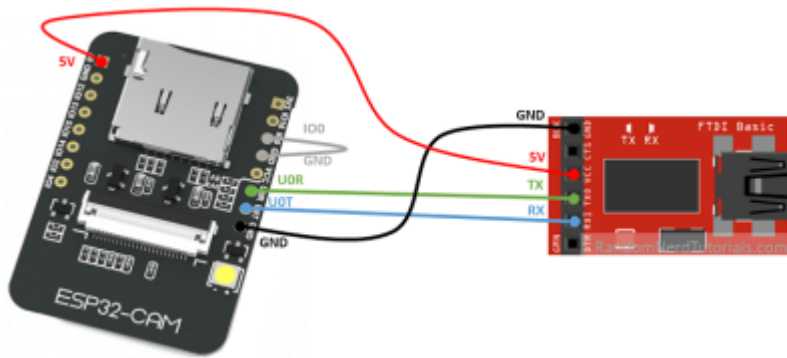



ESP32

how to use pins esp32 chip only

ESPCAM



Lolin32 lite



- [platformio specifications](#)
- ESP32 Module: ESP-WROOM-32 from Espressif.
- 240MHz dual core microprocessor equipped with
- 4MB SPI flash memory. Support up to 16MB of flash memory
- Connectivity
- WiFi 802.11 b / g / n.
- Security WEP, WPA / WPA2 PSK / Enterprise.
- Integrated cryptographic chip supporting AES / SHA2 / Elliptical Curve Cryptography / RSA-4096 algorithms
- Maximum power for data transfer: 19.5 dBm@11b, 16.5 dBm@11g, 15.5 dBm@11n
- Sensitivity max. reception: -97 dBm

- Bluetooth 4.0 LE
- 32 Inputs / Outputs
- 26x Digital I / O (3.3V). All outputs can be PWM
- 18x analog inputs
- 3x UART
- 3x SPI
- 2x I2S
- 2x DAC
- 2x I2C
- Sleep Mode Consumption: 5 μ A
- Integrated sensors
- Hall Effect
- 10x inputs for capacitive touch interface
- LiPo battery connector JST XH2-2.54mm

LILYGO TTGO T5 V2.3_2.13

- <https://fr.aliexpress.com/item/32869729970.html>
- display: GxGDEM0213B74
- SKU: H239 2-colors
- platformio project: <https://github.com/Xinyuan-LilyGO/T5-Ink-Screen-Series>
 - #define LILYGO_T5_V213
 - #include <GxDEPG0213BN/GxDEPG0213BN.h>

AZ-Delivery D1 Mini ESP32

pinout

datasheet


TTGO ESP32

builtin led pin 22

ESP32 devkit v1 [TTGO mini32 ESP32 bangood amazon](#)

Chip is ESP32D0WDQ6 (revision 1)
Features: WiFi, BT, Dual Core, 240MHz, VRef calibration in efuse

- PIN 22 is connected to green LED



WiFi + Bluetooth Board
4MB Flash MINI 32 v2.0

Power
ESP32 VCC range: 2.2V-3.6V
VBAT: direct to battery (and charger)
USB: direct to USB (5V)
VCC: Output of regulator 3.3V/600mA
Up to 250mA during RF transmissions

Wireless
Wifi: 802.11 b/g/n/e/l
WPA/WPA2/WPA2-Enterprise/SPS
Bluetooth: Bluetooth 4.2/BLE

ESP32
Dual-core Xtensa 32-bit LX6
Up to 240MHz
520KB internal SRAM
4MB external flash

Multiplexed I/Os allow up to
18 ADC channels
3 SPI interfaces
3 UART interfaces
2 I2C interfaces
2 I2S interfaces
16 LED PWM outputs
2 DACs
10 Capacitive Touch Inputs

ADC Preamp
GPIO pins 36, 37, 38, and 39 are able to be used as a low noise analog pre-amplifier

Other*
Hall Sensor
Temp sensor (-40C to 125C)
SD/SDI/O/MMC Host Controller
CAN Bus

*On datasheet, but may not be supported yet


Name	Color
ADC	Green
DAC	Yellow
SPI	Blue
UART	Light Blue
Touch	Pink
Misc	Purple

*GPIO: Port Input Only
*ADC: Pre-amplifier ADC
GPIO 3.3V tolerant only

- [arduino example](#)

DOIT ESP32

DOIT ESP32 DEVKIT V1 PINOUT

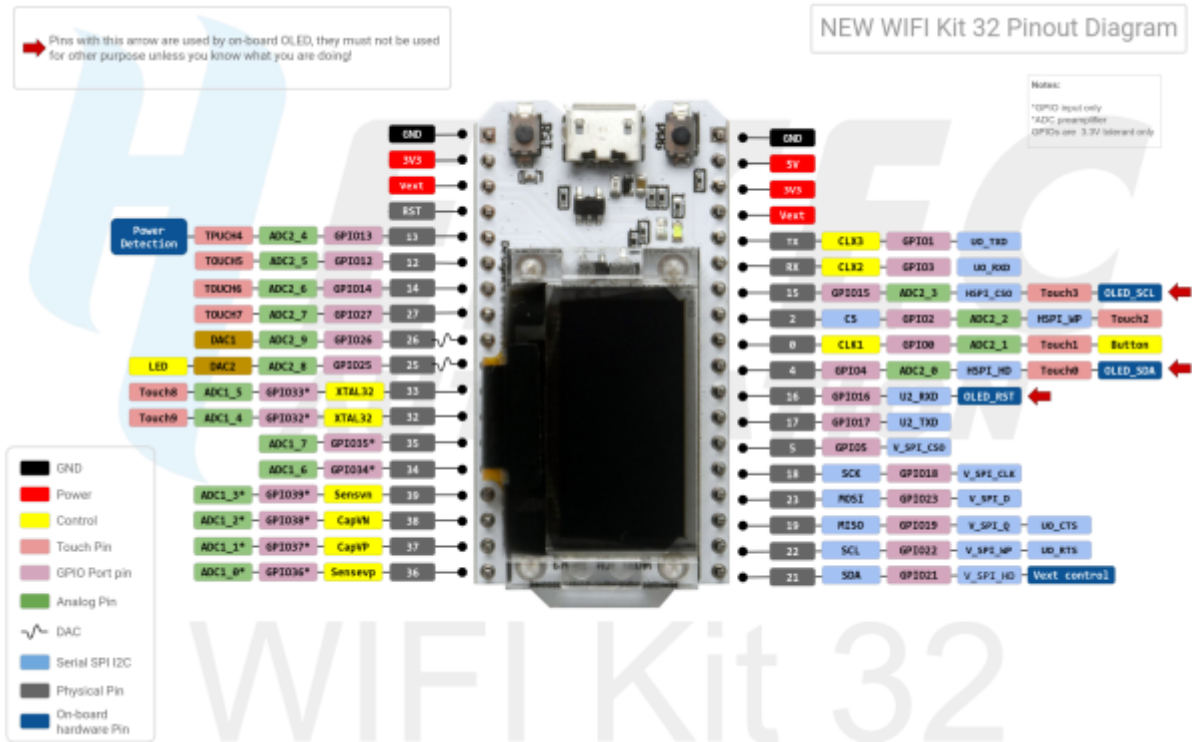


physical pinout

MakerHawk ESP32 OLED Display

- [resources](#)

- [github lib](#)
- [pins arduino](#)



From: <https://wiki.csgalileo.org/> - Galileo Labs

Permanent link: <https://wiki.csgalileo.org/projects/internetofthings/esp32?rev=1625293980>

Last update: 2021/07/03 08:33

